

Marlborough Primary Academy



Home Learning
Reception Class

Week beginning 25/1/2021

Remember to log on our class Dojo to see the links for the videos!

Time	Activity
8.30	Family time - walk the dog, help tidying, etc.
9.00	Practise writing your name independently. This should no more than 5 minutes!
9.10	Phonics - Whole session should take 25.
9.50	Break or if wished choose a free choice daily challenge.
10.40	Maths - The whole session should take around 25 minutes
11.30	Zoom Meeting - Around 10 minutes
12.00	Lunch break
1.30	PE or outdoor learning activity- Around 15 minutes
1.45	Optional or other daily challenges - pick one (1) For as long as you want!
2.00	Rest! You worked very hard. Perhaps a nice walk around the park?



Daily non-negotiable

Phonics

Phonics Group 1:

- Practise W sound
- Practise blending the sounds

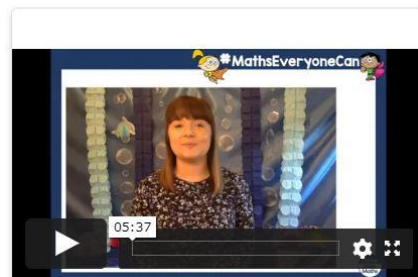
Phonics Group 2:

- Start your lesson singing 'tricky words'.
- Next, watch your reading lesson.
- Spell these words. Write them in your book.

Maths

- Watch the maths lesson on White-Rose Video 1: Matching 6, 7 and 8

Matching 6, 7 and 8



- Complete one of these activities or even both if you wanted.

Daily challenges

1. Write your name -
See if this time you remember without looking at Mum's or Dad's guide.
2. Practice the letters c, a, o from the letter formation pack.
3. Listen to the following poem. Cake-o-Sauros by Celia Warren Later, when we have our Zoom meeting-, you tell me how you would call your dinosaur cake?

PE

Yoga - On the farm
Or Workout with Joe Wicks

Outdoor learning - I have not seen your Nature crowns yet. When you go out on your daily walk, can you

Optional

collect some leaves, stick or petals and stick them on a paper crown?



Handwriting Activity


Curly Caterpillar Letters

c

a

o

Trace over the letters in the boxes below.

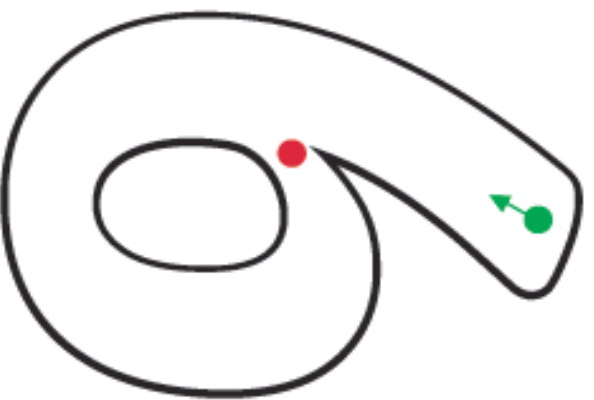


I can write my name

Monday	Tuesday	Wednesday	Thursday	Friday
<div></div>	<div></div>	<div></div>	<div></div>	<div></div>
<div></div>	<div></div>	<div></div>	<div></div>	<div></div>

All About Number 6

Number Formation Activity



How many fingers are being shown?




How many counters are in the ten-frame?



How many bananas are there?



How many monkeys can you see?





Go on a hunt to find the number 6
How many different ways can you see 6?



Can you find the numeral 6?
Can you spot a group of 6 objects?



Daily non-negotiable

Phonics

Phonics Group 1:

- Review y sound
- Write the 3 sounds Mummy or Daddy say.
(For example y, w th)
- Next, practise blending the sounds into words.
and use the small letter cards to try to make these words.

Phonics Group 2:

- Start your lesson singing your tricky words.
- Read the ditty story 'In the Bath'
- Then, write the sentence 'Me and 3 long fish in the bath'


Maths

Watch the maths lesson on White-Rose Video 2: making pairs.

Complete activity sheet - also available in the pack

Other daily
challenges

1. Write your name
2. Practice the letters q, g, d from the letter formation sheet.
3. Listen to Mr Gumpy's Outing Story.



PE

Yoga - We're Going on a Bear Hunt Or Workout with Joe Wicks

Optional
Challenges

Can you draw your favourite character from Mrs Gumpy's Outing?



Handwriting Activity

Curly Caterpillar Letters

q

g

d

Trace over the letters in the boxes below.



Ditty 20: in the bath

Speed Sounds - read the sounds (not the letter name)

ng th sh ck s n b a w r e o
p f t u i d l

Green Words - read these words by blending the sounds together

ship bath long fish in red fat and wet
duck ducks

Red Words - read these words but tell your child the word if they get stuck

the me


in the bath

1 red ship

2 fat ducks

3 long fish

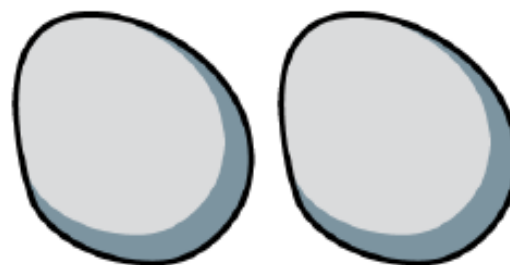
and a wet me



Remember not to read the Ditty to your child first.
As your child reads the Ditty, be patient and give your child plenty of praise.



Go on a walk to collect some natural objects.
Explore making pairs with what you have found.



How many pairs have you found?
Do you have any objects left over or do they all group into pairs?



Daily non-negotiable

Phonics

Phonics Group 1:

- Review W

-Next, practise blending the sounds into words and make the words using your phonics cards.

Can you try independently? rat, vet, win, fun...

Phonics Group 2:

-Start your lesson singing your tricky words.

-Next, review th sound.

- Read the ditty story 'Cats'

- Write the sentence 'My cat is thin and mad.'

Maths


Watch the maths lesson on White-Rose Video

3: Combining 2 groups

Complete this activity sheet - also available in the printed pack.

Other daily
challenges

1. Write your name
2. Practice the letters e - s - f from the letter formation sheet.
3. Cut and colour the character's (at the back of the pack). Then, have them ready for our Zoom meeting, when we will put them in order together.



PE

Workout with Joe Wicks
or Go Noodle triangle dance

Outdoor learning - When you go out for your daily walk. Collect sticks and make a new boat for 'Mr Gumpy'! More ideas here. Compare this with the paper boat to see which hold more animals. We will post photos on Dojo of the ones we make at school.



Ditty 23: cats

Speed Sounds - read the sounds (not the letter name)

th a f n t c h s d m i

Green Words - read these words by blending the sounds together

thin this that cat his sad mad fat

Red Words - read these words but tell your child the word if they get stuck

my

a fat cat

a sad cat

a thin cat


a mad cat

this cat

that cat

his cat

my cat



Remember not to read the Ditty to your child first.

As your child reads the Ditty, be patient and give your child plenty of praise.



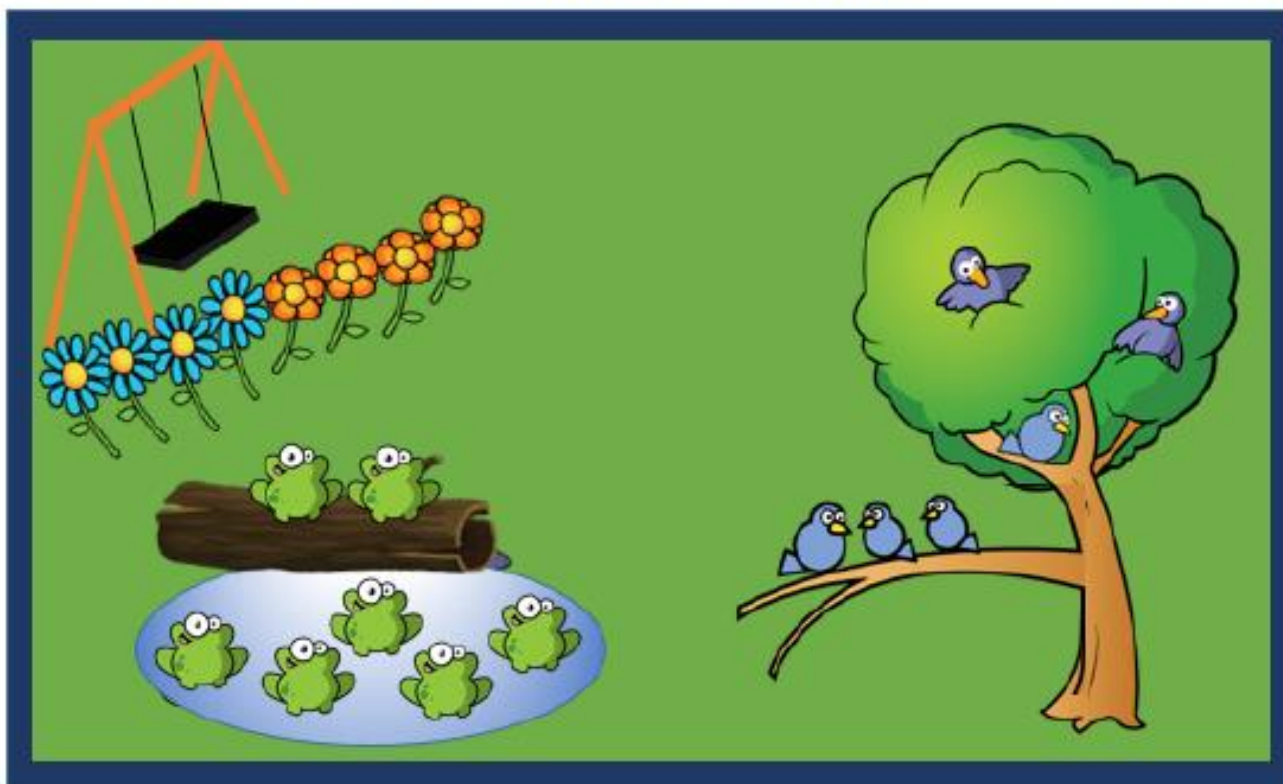
#MathsEveryoneCan



Look carefully at the picture.

Can you find 4 flowers and 4 flowers? How many flowers altogether?

Can you find 2 and 5? How many altogether? What else can you see?



Now make your own picture and draw some groups to count.

Handwriting Activity

Curly Caterpillar Letters

2

5

4

Trace over the letters in the boxes below.





Daily non-negotiable

Phonics

Phonics Group 1:

- Review review th sound
- Complete this 'cut and paste' challenge (printed in paper pack).

Phonics Group 2:

- Start your lesson singing your tricky words.
- Practise diagraph ng
- Read ditty 'Pink Fish'.
- Write the sentence: 'A pink fish in a black pond.'

Maths

Watch the maths lesson on White-Rose Video Session 4: combining 2 groups (2)

- Complete activity sheet

Other daily
challenges

1. Write your name
2. Make the puppets to retell Mr Gumpy's Outing story and use it to retell the story.

PE

Sing and Dance: Can't stop the feeling

Or Workout with Joe Wicks

Thursday
Challenge

Take turns to pack an imaginary bag for a book character known to you and your child, but don't reveal who the bag is for.

The other player must guess.


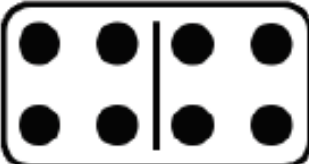



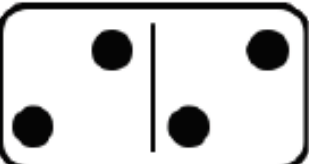
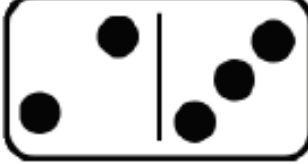


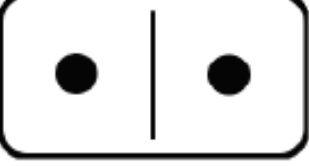
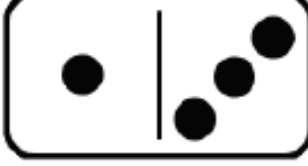
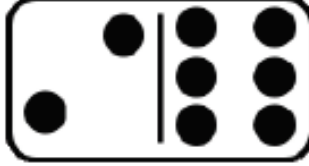
'I am packing a bag with straw, sticks, and bricks.' This is a bag for the Three Little Pigs. You can use character from story we are reading this week.

I am packing a bag with straw, carrots and lettuce... can you guess?



How many spots do the dominoes have on each side?

How many do they have altogether?

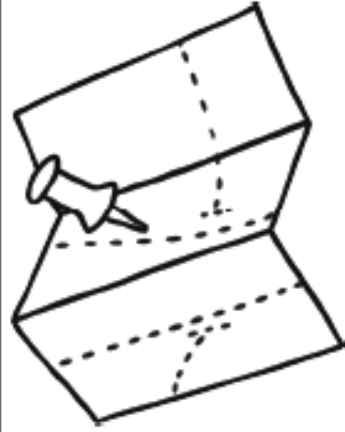


Use the dominoes to fill the track.
Touching ends must match.



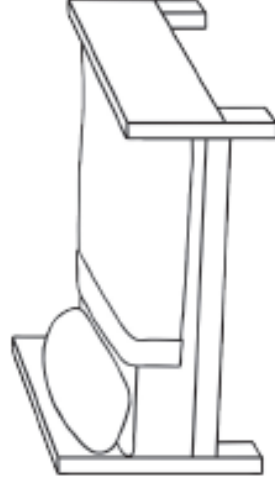
Can you make a complete circuit?

Directions: Cut and paste the letters to make the word for the picture in the box.



--	--	--

--	--	--



--	--	--

--	--	--



visit [twinkl.com](https://www.twinkl.com)



p

b

a

o

m

t

s

d

b

e

i

x

Ditty 27: a pink fish

Speed Sounds - read the sounds (not the letter name)

nk sh ng ck d w a p r i f o s
m t e n l b

Green Words - read these words by blending the sounds together

pink fish flash along black its red
as it pond in
swim swims fin fins

Red Words - read these words but tell your child the word if they get stuck

the

a pink fish swims
its red fins flash
as it swims along
in the black pond



Remember not to read the Ditty to your child first.
As your child reads the Ditty, be patient and give your child plenty of praise.



Marlborough Primary
Academy

Class
Reception

Home
Learning

Friday 29th
January 2021

Daily non-negotiable

Phonics

Phonics Group 1

- Review ch
- Practice blending these sound
- Practice the letters l - i- j- from the letter formation sheet

Phonics Group 2:

- Watch your reading lesson
- Read the same ditty as yesterday and write this sentence: A pink fish swims along the pond.

Maths

Watch the maths lesson on White-Rose Video
Session 5: Adding More
Complete activity sheet
Play the following game and have fun!

Challenge 1

Fun Friday
challenges!
Choose one of these.

Science experiments:

- + Make a rainbow with milk and food colouring.

You can also make some prints on paper with it. Watch how.

- + This experiment shows how important it is to wash our hands. Look and try this experiment with your family - Magic pepper and washing up liquid.
(some of you have done this in school)

Handwriting Activity





Ladder Letters

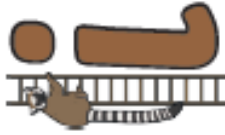



l

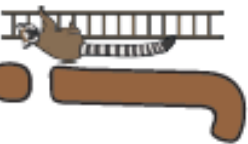



i

j

Trace over the letters in the boxes below.

			
--	---	---	---

			
--	---	---	---

			
--	---	---	---



#MathsEveryoneCan

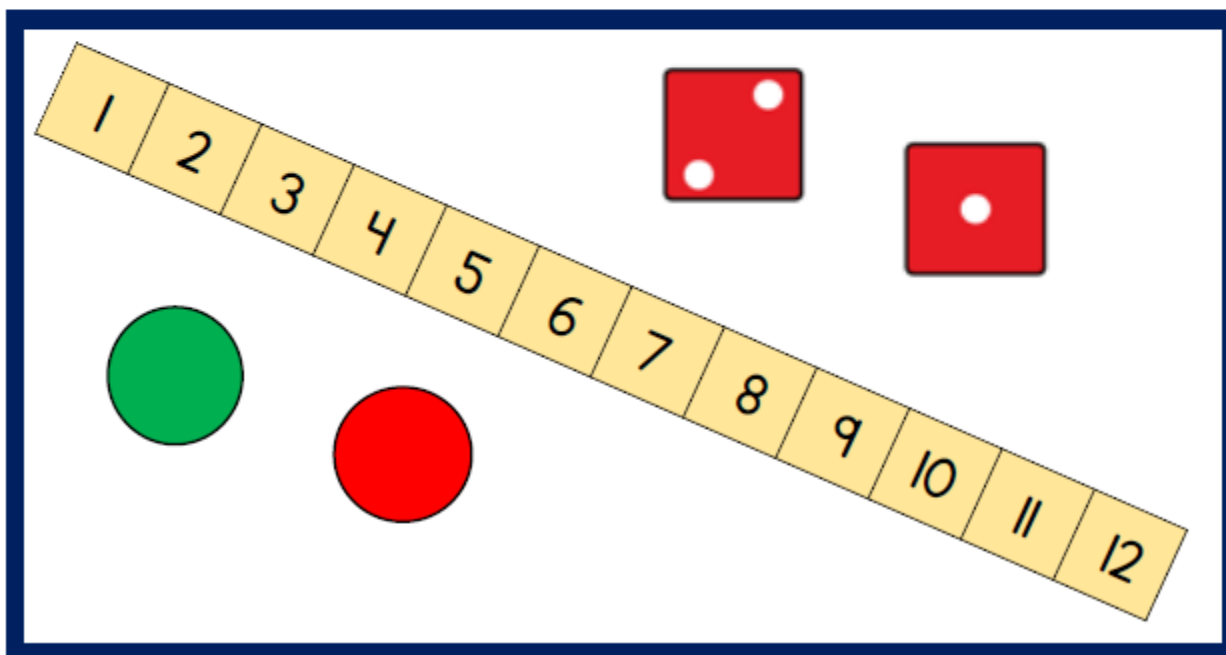


Play the number track game with a friend.

Roll 2 dice. How many spots do you have altogether?

Can you predict what number you will land on?

How many more spaces do you need to move in order to win the game?



Maths - Group 2

If your child is finding maths too easy- here are some links and activities to complete.

Monday

<u>Video</u>
<u>worksheet</u>
<u>Answers</u>

Tuesday

<u>Video</u>
<u>worksheet</u>
<u>Answers</u>

Wednesday

<u>Video</u>
<u>worksheet</u>
<u>Answers</u>

Thursday

<u>Video</u>
<u>worksheet</u>
<u>Answers</u>