

Marlborough Primary Academy



Home Learning
Year 1 Class

Week beginning 25/1/2021

Remember to log on our class Dojo to see the links for the videos!

Time	Activity
8.30	Family time - walk the dog, help tidying, etc.
9.00	Spellings.
9.10	Phonics
9.50	<i>Break</i> /free choice daily challenge.
10.40	Maths
11.30	Zoom Meeting for story or spelling test. Tuesday, Thursday and Friday
12.00	<i>Lunch</i>
1.30	PE or outdoor learning
1.45	Optional challenges.
2.00	Rest! Perhaps a nice walk around the park?



Daily non-negotiable

Phonics

Phonics Group 2:

- Start your lesson singing 'tricky words'.
- Next, watch your reading lesson.
- Spell these words. Write them in your book.

Phonics Group 3:

- Start your lesson singing 'tricky words'
- Next, review ay sound
- Spelling - ay
- . Finally, read the book in your pack and send me a video. I would love to hear you read!

Maths

- Warm up - practise number formation 1-10 in your book. (1 minute)
- Lesson - Subtraction finding the difference.

Video 1

(Click for first part of sheet)

Video 2


(For second part of sheet)

worksheet

Answers

Daily challenges

1. Listen to Mr Gumpy's Outing Story and use your phonics and the tricky words you know to write a book review. Remember, making mistakes is fine. That is how we learn!



2. Complete your spellings - This week's spellings are mostly known to you, so although we have more tricky words, it should be easier and faster because you know them.

PE

Yoga - Betsy the Banana
Or Workout with Joe Wicks

Optional
Challenges

1. Page 1 from your handwriting pack.
2. Can you draw and label other vehicles that Mr Gumpy could use?

My Book Review

Title: _____

Author: _____

Did you like
the book?



Rate the book by
colouring in the stars.

What was your favourite part?

Draw your favourite scene from
the book.

A large empty rectangular box with a black border, intended for a drawing.A single horizontal line for additional notes or a signature.

Know Your Words!

Name _____



look



say



cover



write



check

Words	Monday	Tuesday	Wednesday	Thursday	Friday
they					
the					
he					
she					
me					
my					
go					
no					

Find the difference

1

Mo has 3 strawberries.

Kim has 5 strawberries.

Mo 

Kim 

How many more strawberries does Kim have than Mo?

Kim has

more strawberries than Mo.

2

Ben has 4 cakes.

Jo has 8 cakes.

Ben 

Jo 

How many fewer cakes does Ben have than Jo?

Ben has


fewer cakes than Jo.

3

Tom has 5 pencils.

Max has 8 pencils.

Tom



Max




What is the difference between the number of pencils?

The difference between the number of pencils is

4

Here is a bar model.

Sam



Ron



What does the bar model show?
What can you work out?





Daily non-negotiable

Phonics

Phonics Group 2:

- Start your lesson singing your tricky words.
- Read the ditty story 'In the Bath'
- Then, write the sentence 'Me and 3 long fish in the bath.'

Phonics Group 3:

- Start your lesson singing your tricky words
- Next review 'ee' sound.
- Now spelling -ee
- Finally, reread the book in your pack and answer questions at the back.

Maths

- Warm up - practise number formation 1-10 in your book. (1 minute)
- Lesson - Comparing addition and subtraction statements $a + b > c$

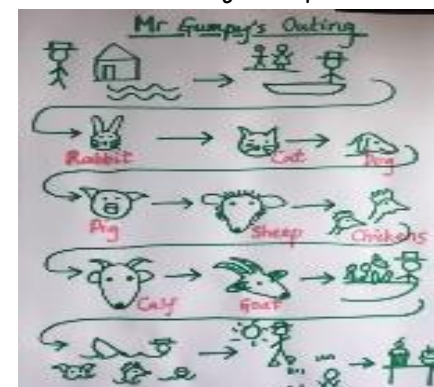
[Video](#)[worksheet](#)[Answers](#)

Daily challenges

- Complete your 'tricky' words daily **Spellings**
- Listen to the story and draw a story-map.

Remember a story map helps you remember and retell a story. Can you remember the order of the animals?

This is mine....



P.E - Yoga - Workout with Joe Wicks or Or Andy Wild workouts

Make a paper boat

You can use the instructions on this video and make a paper boat to float in the sink, bath or a puddle. Children can see how many toy animals from the story they can add before the boat tips up!

[How to make an origami paper boat](#)

Optional
Challenges

Ditty 20: in the bath

Speed Sounds - read the sounds (not the letter name)

ng th sh ck s n b a w r e o
p f t u i d l

Green Words - read these words by blending the sounds together

ship bath long fish in red fat and wet
duck ducks

Red Words - read these words but tell your child the word if they get stuck

the me

in the bath

1 red ship

2 fat ducks

3 long fish

and a wet me



Remember not to read the Ditty to your child first.
As your child reads the Ditty, be patient and give your child plenty of praise.

Compare statements (1)

- 1 Kim has these pennies.



Her mum gives her 2 more pennies.

Ron has 5 pennies.

Who has more pennies?

_____ has more pennies.

- 2 Complete the statements in two ways.

a) $5 + 2$ is greater than

$5 + 2$ is greater than

b) $5 - 2$ is greater than

$5 - 2$ is greater than

c) 6 is greater than

	+	
--	---	--

6 is greater than

	+	
--	---	--

d) 6 is greater than

	-	
--	---	--

6 is greater than

	-	
--	---	--

3

Write $<$, $>$ or $=$ to complete the statements.

$1 + 0$

1

$1 - 0$

1

$10 - 0$

1

$4 + 3$

6

8

$10 - 1$

$6 - 5$

1

4

$2 + 3$



Daily non-negotiable

Phonics

Phonics Group 2:

- Start your lesson singing your tricky words.
- Next, review th sound.
- Read the ditty story 'Cats'
- Write the sentence 'My cat is thin and mad.'

Phonics Group 3:

- Start your lesson singing your tricky words
- Next review diagraph igh.
- Then spelling igh
- Reread the book and complete 'Get Writing' activity in your paper pack.

Maths

- Learn to: Lesson- Comparing addition and subtraction statements $a + b > c + d$

[Video](#)

[worksheet](#)

[Answers](#)

Daily challenges

1. Complete your 'tricky' words daily **Spellings**
2. Use the story map you drew yesterday and use it to retell the story. Send us a video so we can watch you telling us the story. Maybe in a puppet show?

PE

Yoga - On the farm

Or Workout with Joe Wicks

Outdoor
Challenges

Outdoor learning - When you go out for your daily walk. Collect sticks and make a new boat for 'Mr Gumpy'!

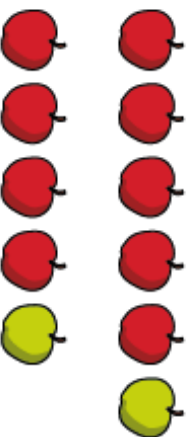
More ideas [here](#).

Compare this with the paper boat to see which hold more animals. We will post photos on Dojo the the ones we make at school.




Compare statements (2)

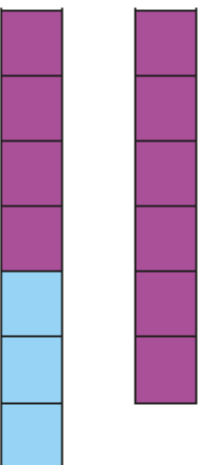
- 1 Write $<$, $>$ or $=$ to compare the statements.



$$5 + 1 \quad \bigcirc \quad 4 + 1$$



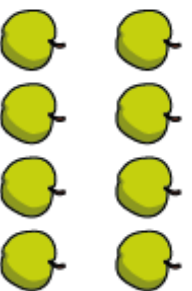
$$4 + 1 \quad \bigcirc \quad 2 + 3$$



$$6 + 0 \quad \bigcirc \quad 4 + 3$$


- 2 Write $<$, $>$ or $=$ to compare the statements.

Cross out the objects or squares to help you.



$$4 - 2 \quad \bigcirc \quad 4 - 1$$





$$10 - 3 \bigcirc 10 - 5$$



$$8 - 4 \bigcirc 8 - 3$$



3

Write $<$, $>$ or $=$ to complete the statements.

$$\text{a) } 3 + 4 \bigcirc 6 + 4 \qquad \text{d) } 3 + 3 \bigcirc 3 - 3$$

$$\text{b) } 2 + 0 \bigcirc 2 - 0 \qquad \text{e) } 9 - 7 \bigcirc 0 + 4$$

$$\text{c) } 9 - 5 \bigcirc 1 + 4 \qquad \text{f) } 5 + 5 \bigcirc 10 - 0$$

4

$$6 - 5 \bigcirc 6 - 3$$

I know $6 - 3$ is greater
without working it out.



How does Ron know this? Talk to a partner.

Ditty 23: cats

Speed Sounds - read the sounds (not the letter name)

th a f n t c h s d m i

Green Words - read these words by blending the sounds together

thin this that cat his sad mad fat

Red Words - read these words but tell your child the word if they get stuck


my

a fat cat
a sad cat

a thin cat
a mad cat

this cat
that cat
his cat

my cat



Remember not to read the Ditty to your child first.

As your child reads the Ditty, be patient and give your child plenty of praise.



Marlborough Primary Academy

Class
IP

Home
Learning

Thursday 28th
January 2021

Daily non-negotiable

Phonics

Phonics Group 2:

- Start your lesson singing your tricky words.
- Practise diagraph ng
- Read ditty 'Pink Fish'.
- Write the sentence: 'A pink fish in a black pond'

Phonics Group 3:

- Start your lesson singing your tricky words
- Next, review OW sound
- Now spelling with OW
-

Maths

Use your learning to solve the following worksheets

Daily challenges

Today we will be 'innovating' (changing) some parts of Mr Gumpy's Outing story. We will try to change some of the characters. How about the animals? Think about the ones you would and we will do it together during our Zoom meeting at 11.30.

PE

Sing and Dance: Can't stop the feeling

Or Workout with Joe Wicks

Optional Challenges

- Do a jigsaw puzzle
Design a home

or

- Draw or build a home for a favourite book character. Children could use simple pencil and paper, Lego, recycled materials such as cereal boxes.

Ditty 27: a pink fish

Speed Sounds - read the sounds (not the letter name)

nk sh ng ck d w a p r i f o s
m t e n l b

Green Words - read these words by blending the sounds together

pink fish flash along black its red
as it pond in
swim swims fin fins

Red Words - read these words but tell your child the word if they get stuck

the

a pink fish swims
its red fins flash
as it swims along
in the black pond




Remember not to read the Ditty to your child first.
As your child reads the Ditty, be patient and give your child plenty of praise.

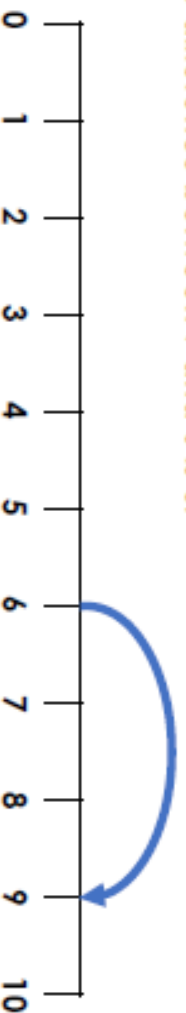
Finding the Difference

1. True or false? The following calculations are correct.

A. 8 is 5 more than 4.



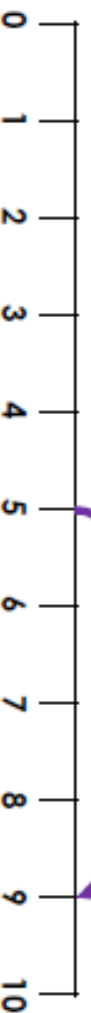
B. The difference between 9 and 6 is 3.




V/F
H/W/EdH

2. Find the odd one out.

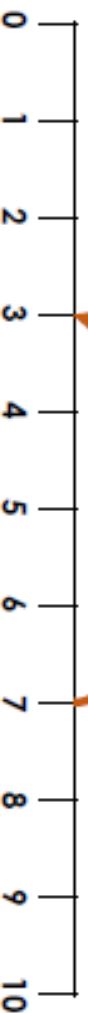
A.



B.



C.



V/F
H/W/EdH

3. Sam and Jan are talking about the difference between their numbers.

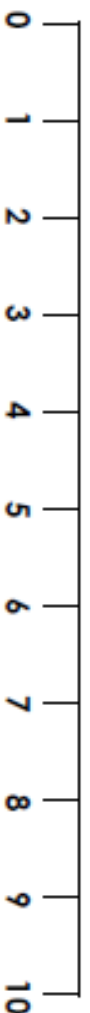


My Numicon shows 3 and Sam's shows 6 so I have 9 more than Sam.



My Numicon shows 6 and Jan's shows 3 so I have 3 more than Jan.

Who do you agree with? Prove it.

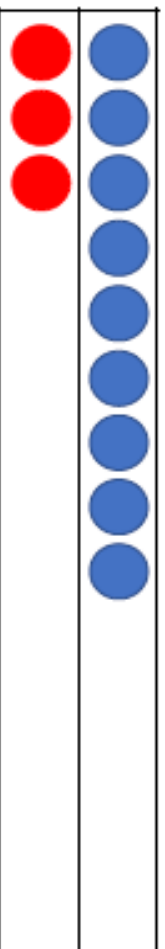


RPS
H/W/EdH

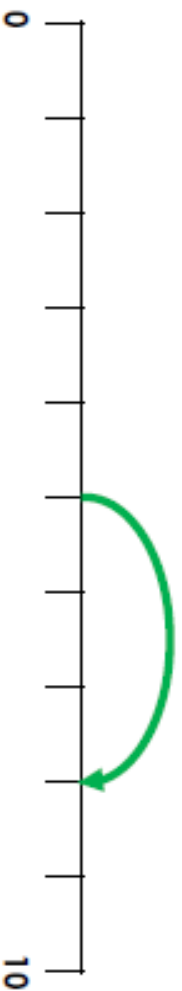
Finding the Difference

4. True or false? The following calculations are correct.

A. 9 is 6 more than 3.


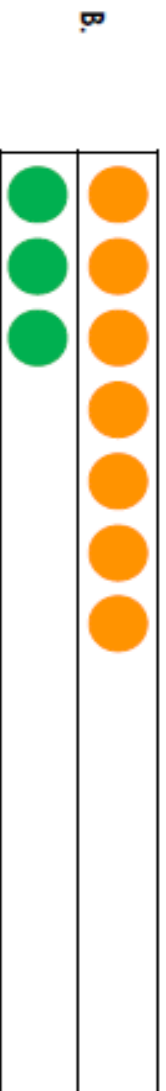
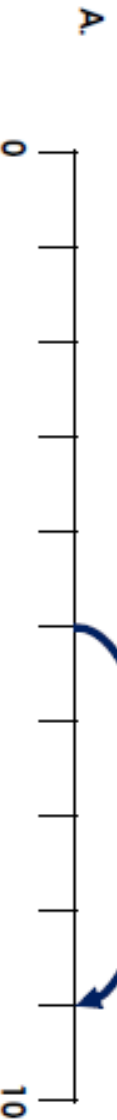


B. The difference between 8 and 5 is 3.



V/F
HW/Exd

5. Find the odd one out.



V/F
HW/Exd

6. Mark and Jill are talking about the difference between their numbers.



Mark

I have 5 counters and Jill has 2 so I have 3 more than Jill.



Jill

I have 2 counters and Mark has 5 so Mark has 3 more than me.

Who do you agree with? Prove it.



RPS
HW/Exd



Daily non-negotiable

Phonics

Phonics Group 2:

- Watch your reading lesson
- Read the same ditty as yesterday and write this sentence: A pink fish swims along the pond.

Phonics Group 3:

- Start your lesson singing your tricky words
- Review sound OO
- Spelling -OO
- Complete your writing activity.

Maths

Use your addition and subtraction to solve the following challenges.

Join our Zoom meeting

11.30 Spelling test.

11.45 Achievers assembly all children.

Fun Friday!

Choose 1 of these

Science experiment:

- ✚ This experiment shows how important it is to wash our hands. Look and try this experiment with your family - Magic pepper and washing up liquid. (some of you have done this in school).
- ✚ Make a tornado in a bottle: You can use washing up liquid or hand sanitizer, glitter and a bottle.

Art and design:

Design a puppet theatre.

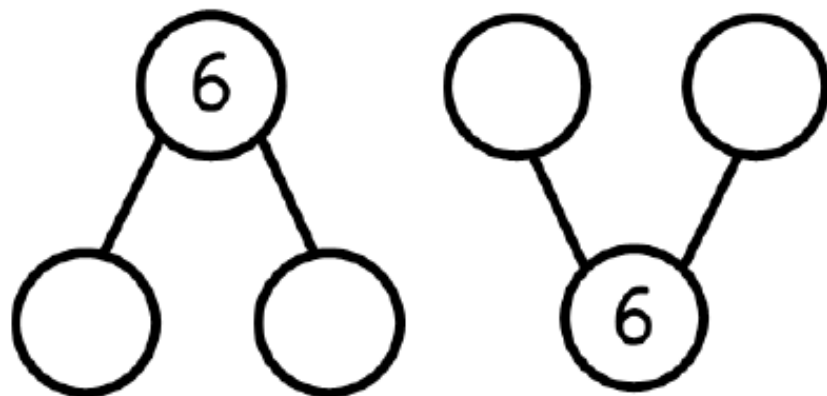
Use recycled resources to make a puppet theatre and perform a puppet show. Some ideas here:

<https://www.youtube.com/watch?v=X4QaKvZqzX4>

<https://www.youtube.com/watch?v=N4kTNLmAhnk>



Complete the part-whole models.
Find two different ways.



Use the picture to complete the
number sentence.



$$\boxed{7} - \boxed{} = \boxed{}$$

Jack has 6 pennies.
He spends 2 pennies.
How many pennies does he have left?



Jack has pennies left.

Use the picture to help you
complete these number sentences.

$$4 + 5 = \square$$

$$5 + \square = 9$$

$$\square = 4 + 5$$

$$4 = 9 - \square$$

