

Marlborough Primary Academy



Home Learning
Year 1 Class

Week beginning 01/02/2021

Remember to log on our class Dojo to see the links for the videos!

Following parent's response to the survey, we are moving our afternoon challenge to a weekly challenge. These can be found at the end of this pack and you can choose one or as many as you want.

Time	Activity
8.30	Family time - walk the dog, help tidying, etc.
9.00	Spellings.
9.10	Phonics
9.50	Break /free choice daily challenge.
10.40	Maths
11.30	Zoom Meeting for story or spelling test. Tuesday, Thursday and Friday
12.00	Lunch
1.30	PE or outdoor learning
1.45	Optional challenges.
2.00	Rest! Perhaps a nice walk around the park?



Daily non-negotiable

Phonics

Phonics Group 2:

- Start your lesson singing 'tricky words'.
- Next, watch your reading lesson.
- Spell these words. Write them in your book.
- Read the Ditty story. - A fat frog.

Phonics Group 3:

- Start your lesson singing 'tricky words'
- Next, review ay sound
- Spelling - ay

Maths

- Warm up - practise number formation 1-10 in your book. (1 minute)
- Lesson Count Forwards and backwards to 20.

Video 1

worksheet

Answers

Daily challenges

1. Can you use your phonics and the tricky words you know to write about your weekend?
2. Join our Zoom meeting at 11.30. I will be reading you one of my favourite stories. I have read this to you before. Can you guess which story it is?
3. Complete your tricky words daily spellings.

PE

Yoga - Betsy the Banana
Or Workout with Joe Wicks

Ditty 28: a fat frog

Speed Sounds - read the sounds (not the letter name)

ck nk sh j a f t p b r o g k
i s l n d u m e

Green Words - read these words by blending the sounds together

spl <u>a</u> sh	ba <u>n</u> k	fat	its	and	from	it
po <u>n</u> d	fro <u>g</u>	in				
ki <u>ck</u>	ki <u>ck</u> s	leg	legs	jump	jumps	
la <u>n</u> d	la <u>n</u> ds					

Red Words - read these words but tell your child the word if they get stuck

the

a fat frog kicks its legs
and jumps from the bank
it lands in the pond

splash



Remember not to read the Ditty to your child first.
As your child reads the Ditty, be patient and give your child plenty of praise.

Date: _____

My News

50p

MY WEEKEND

Written by: _____

fun

boring

busy

family

football

rainy

cold

cinema

baking

park

shopping

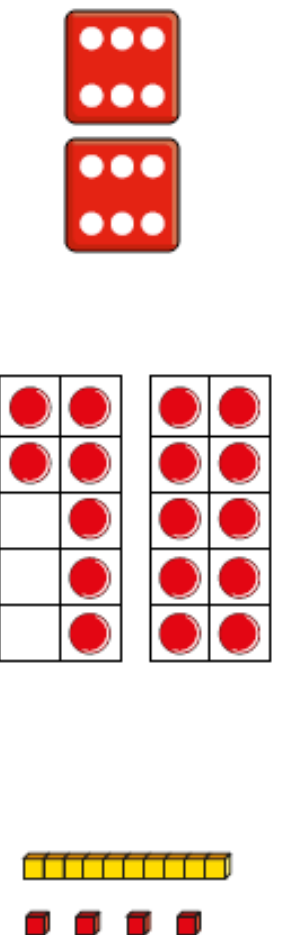
friends

sunny

warm

Count forwards and backwards and write numbers to 20 in numerals and words

1 Match the picture to the numeral.

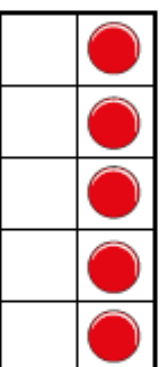
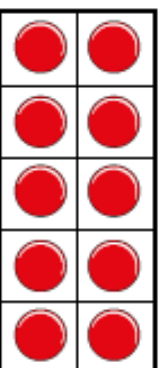


12

14

17

2 Here is a number.

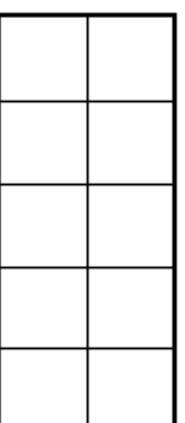
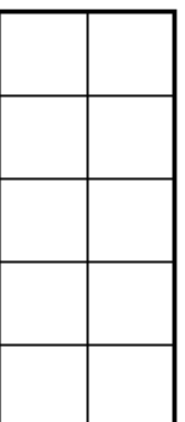


a) What is the number?

b) Use counters and ten frames.

Make this number in a different way.

Draw your counters.





a) 12

b) 13

c) 15

d) 18

e) 20



10	11	12						
----	----	----	--	--	--	--	--	--

			12	13					

18	17								
----	----	--	--	--	--	--	--	--	--



Marlborough Primary Academy

Class
IP

Home
Learning

Tuesday 2nd
February 2021

Daily non-negotiable

Phonics

Phonics Group 2:

- Start your lesson singing your tricky words.
- Review Ch sound
- Read the Ditty 'Can I?'
- Then, write the sentence 'Get chacks and chips from the box.'

Phonics Group 3:

- Start your lesson singing your tricky words
- Review the sound 'ar'
- Spell words using 'ar' sound.
- Read the 'Green' words and 'Red' words from the book Dragon Bay - You will be reading this book every day this week.

Maths

- Warm up- Sing and dance 'Count to 20 song'.
- Watch the lesson- Number from 11 to 20

Video

worksheet

Answers

Daily challenges

1. Complete your 'tricky' words daily Spellings
2. Owl Babies challenge - Listen to the story again and discuss with your family, how you think the Owls were feeling when they realised their "Owl Mother was gone!" Then add some text to the speech bubbles.

PE

Yoga - Betsy the banana
Or Workout with Joe Wicks

Ditty 19: can I?

Speed Sounds - read the sounds (not the letter name)

ch x c i a n s g t p e o b

Green Words - read these words by blending the sounds together

can get box pop

chip chips choc chocs

Red Words - read these words but tell your child the word if they get stuck


I no of

can I get chips?

no

can I get pop?

no



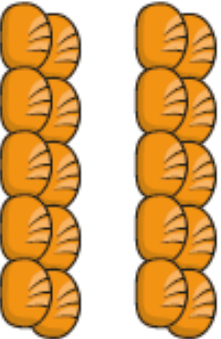
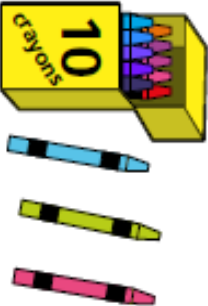
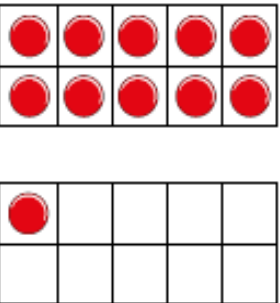
can I get a box of chocs?

no

Remember not to read the Ditty to your child first.
As your child reads the Ditty, be patient and give your child plenty of praise.

Numbers from 11 to 20

1 Complete the table.

Picture	Numeral	Word
	20	
		
		
	12	
		seventeen

2

Draw counters to show 14 in three different ways.



a)

b)

c)


3

I have made
the number 19



Has Teddy made the number 19?





Word bank

Feel - lonely - blue - confused
- scared - worried, miss.



Daily non-negotiable

Phonics

Phonics Group 2:

- Start your lesson singing your tricky words.
- Learn the new sound 'ay'
- Spell words with the ay sound
- Complete 'ay'-sound challenge. Careful, some words do not have -ay- sound. Answers: Spray, say, play, pay, sing, ship.

Phonics Group 3:

- Start your lesson singing your tricky words
- Next, review 'or' sound
- Then, spell words with the 'or' sound
- Reread the book - Dragon Bay

Maths

- Warm up- Sing and dance 'Count to 20 song'
- Watch lesson: Tens and ones

Video 1

First part of the worksheet

Video 2

Second part of the worksheet

worksheet

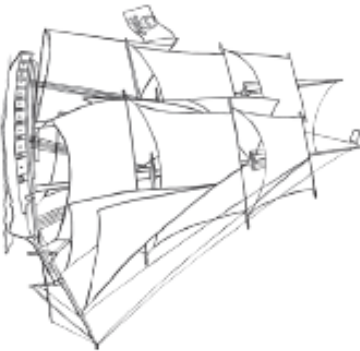
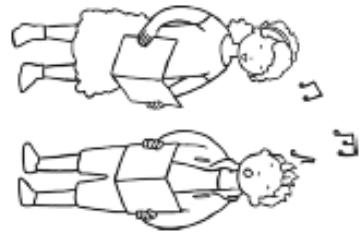


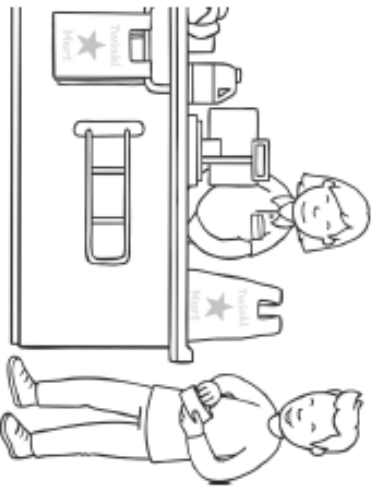

Answers

Daily challenges

1. Complete 'tricky words' daily Spellings.
2. Listen to the story 'Owl Babies' again and then sequence the pictures. Keep this ready and leave the spaces to add labels tomorrow Thursday.

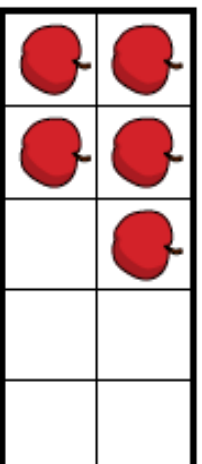
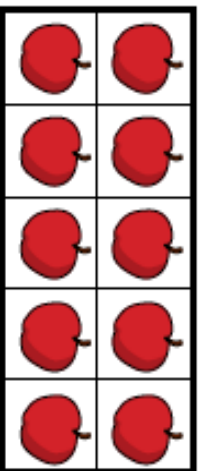
PE

Workout with Joe Wicks

<div></div> <div></div> <div></div>	
<div></div> <div></div> <div></div>	
<div></div> <div></div>	
<div></div> <div></div> <div></div> <div></div>	
<div></div> <div></div>	
<div></div> <div></div> <div></div>	

Tens and ones

1 a) How many apples are there?



There is ten and ones.

There are apples.

b) How many bees are there?

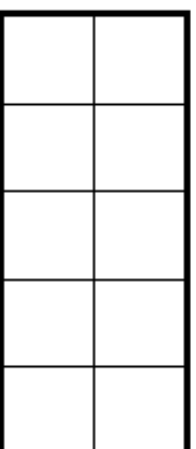
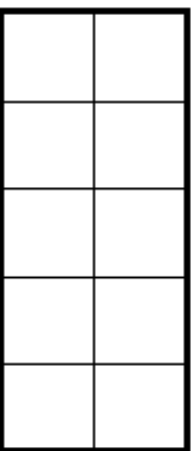


There is ten and ones.

There are bees.

2

Draw counters to show 1 ten and 3 ones.

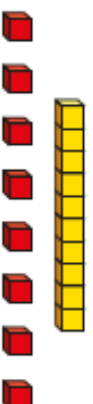


1 ten and 3 ones is equal to

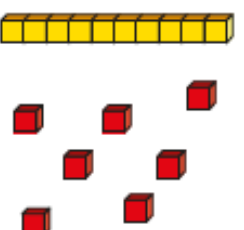
3

Match the number sentences to the pictures.

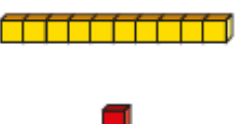
1 ten and 7 ones



1 ten and 1 one



1 ten and 8 ones



4

Complete the sentences.

a) 1 ten and 6 ones =

b)

= 1 ten and 3 ones

c) 15 =

ten and

ones

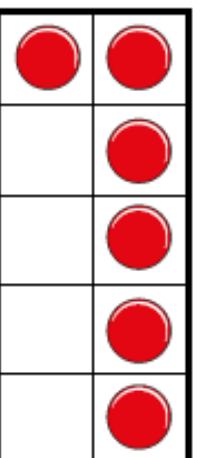
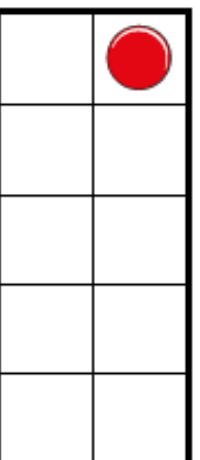
d) 2 tens =

e) 1 ten and 10 ones =

5

Is this true or false?

The ten frames show the number 16







Daily non-negotiable

Phonics

Phonics Group 2:

- Start your lesson singing your tricky words.
- Learn the new sound 'ee'
- Spell words with 'ee'
- Read Sun Hat Fun - Available here (send me a video, I would love to see how you read your first book!)

Phonics Group 3:

- Start your lesson singing your tricky words
- Review air sound and
- Complete spellings with 'air' sound.
- Reread the book and play the games available:



Maths

- Warm up - Count 15 jumps.
- Watch lesson - Count 1 more and 1 less.

Video 1

worksheet

Answers

Daily challenges

1. Take the pictures you sequenced yesterday and add some captions or speech bubbles. I will be showing you example during our Zoom meeting. For example:



Once there were 3 baby owls.

I love my mummy.

Please use your phonics and remember: Making mistakes is important for your learning.


This activity can take you 2 days and there is a word mat at the back of this pack.

PE

Sing and Dance: Can't stop the feeling
Or Workout with Joe Wicks

Count one more and one less

- 1** a) There are 13 children sitting down.



One more child sits down.

How many children are sitting down now?

- b) There are 15 cars in a car park.



One car leaves.

How many cars are in the car park now?

What is the same about your answers?




2 Colour these numbers on the track.

- One less than 19
- One more than 14
- One more than 11

10	11	12	13	14	15	16	17	18	19	20
----	----	----	----	----	----	----	----	----	----	----

3 Eva has 12 strawberries.



Her sister gives her one more strawberry.

How many strawberries does Eva have now?

4 Complete the sentences.

a) One more than 17 is

b) One less than twenty is _____.

c) One less than 1 ten and 5 ones is



5 Complete the sentences.

a) is one less than 19

b) is one more than 11

c) 1 ten and 7 ones is one _____ than 16

6 How many ways can you complete the sentence?

One less than is one more than

One less than is one more than

One less than is one more than



Daily non-negotiable

Phonics

Phonics Group 2:

- Start your lesson singing your tricky words.
- Watch your reading lesson
- Read tricky words
- Read again Sun Hat Fun - Available here and see if this time you can read it with more fluency and answer questions at the end.

Phonics Group 3:

- Start your lesson singing your tricky words
- Review ir sound
- Spell words with ir sound

Maths

- Warm up- Sing and dance 'Count to 20 song'.
- Watch lesson - Compare Objects

[Video 1](#)

[worksheet](#)

[Answers](#)

Join our Zoom meeting

11.30 Spelling test.

11.45 Achievers assembly all children.

Fun Friday

Make an Owl on Toast

or

Outdoor learning - Use pinecone to make the Baby Owls



Compare groups of objects

1

Annie and Tommy have these sweets.



Annie



Tommy



a) Who has the least sweets? _____

Complete the sentence.

is less than

b) Who has the most sweets? _____

Complete the sentence.

is more than





2

Teddy and Amir have these cookies.

Teddy



Amir



Who has the most cookies? _____

How do you know?

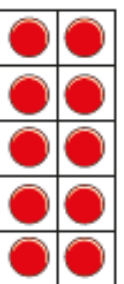
Complete the sentence.

_____ is more than _____

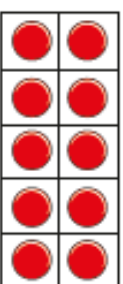

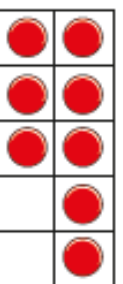


3

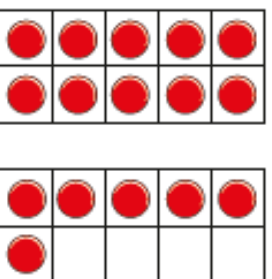
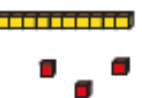
Write greater or less to complete the statements.



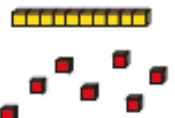
is _____ than



is _____ than



is _____ than



4

Draw counters to make the statement true.

a)

is greater than


b)

is less than

c)

is equal to

Is there more than one answer for each?



Owl on Toast



Ingredients

- 1 fruit loaf slice
- Chocolate spread
- 2 banana slices
- 2 blueberries
- 2 apple slices
- 1 strawberry slice

Equipment

- Toaster
- Plate
- Knife

Method

1. Lightly toast the slice of fruit loaf.
2. Once cooled slightly, spread on the chocolate spread.
3. Carefully place the banana onto the chocolate spread. Use them to make two big eyes.
4. Put a dab of chocolate spread onto each blueberry and place them in the centre of each slice of banana, to complete the eye.
5. Place the strawberry below the eyes, in the centre of the toast, to make the beak.
6. Use the slices of apple to make the wings. Place them at an angle on either side of the toast, with the curved edges facing each other.

Owl babies: Sarah - Percy - Bill

Owlets Word Mat



owl mother



ivy



feathers



leaves



owlets



mice

night

dark



tree

hole



fox



woods



twigs